

Fidelity Funds – International Fund

富達基金 – 國際基金

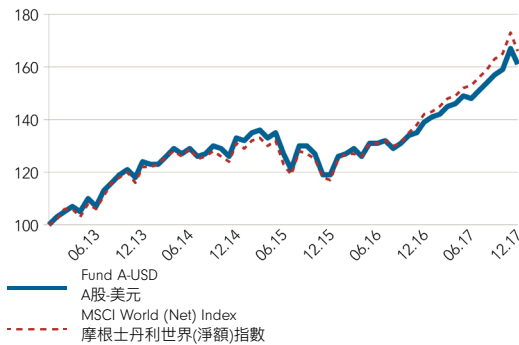
28 February 2018 年2月28日

- This fund invests primarily in equity securities throughout the world including major markets and smaller emerging markets.
 - The fund is subject to investment, equities, emerging markets and foreign currency risks. The fund may invest in equity linked notes which may subject to the default risk of the structure of the note.
 - This fund can invest in derivative instruments which may involve additional risks (For example, leverage may cause greater volatility).
 - Investors may suffer substantial loss of their investments in the fund. Investor should not invest in the fund solely based on the information provided in this document and should read the prospectus (including potential risks involved) for details.
- 本基金主要投資於全球股票市場，包括大型市場及小型新興市場的股票證券。
 - 基金可能涉及投資、股票、新興市場及外幣風險。基金可投資於股票掛鈎票據，須承受建構票據的一方的違約風險。
 - 本基金可投資於可能包含額外風險的衍生工具 (例如槓桿效應可能導致波動擴大)。
 - 您在本基金的投資有可能大幅虧損。投資者應參閱此等基金之認購章程內的資料(包括潛在風險)，而不應只根據這文件內的資料而作出投資。

Fund Details 基金資料

Fund Manager 基金經理	Nick Peters Ayesha Akbar
Reference Currency 報價貨幣	USD 美元
Fund Size 基金資產值	US\$2,072m (百萬美元)
Max. Sales Charge 最高認購費	5.25%
Annual Management Fee 每年管理費	1.50%
Min. Subscription 最低認購金額	USD2,500 or HKD eqv 2,500美元或港元等值
Fidelity Fund Code 富達基金代號	1024

Fund Performance (rebased to 100) 基金表現 (指數化為100)



Top 10 Positions 十大持股 (%)

Company 公司	Sector 行業	Fund 基金	Index 指數
ORACLE CORP	Information Technology 資訊科技	1.6	0.4
ALPHABET INC	Information Technology 資訊科技	1.2	1.7
BERKSHIRE HATHAWAY INC DEL	Financials 金融	1.2	0.6
ABBOTT LABORATORIES	Health Care 健康護理	1.1	0.3
WILLIS TOWERS WATSON PLC	Financials 金融	1.1	0.0
CISCO SYSTEMS INC	Information Technology 資訊科技	1.0	0.5
JPMORGAN CHASE & CO	Financials 金融	0.9	1.0
CITIGROUP INC	Financials 金融	0.9	0.5
MICROSOFT CORP	Information Technology 資訊科技	0.8	1.7
ROYAL DUTCH SHELL PLC	Energy 能源	0.8	0.6

Investment Objective 投資目標

The fund invests principally in equities in markets throughout the world including major markets and smaller emerging markets.

本基金首要投資於全球股票市場，包括大型市場及小型新興市場的股票。

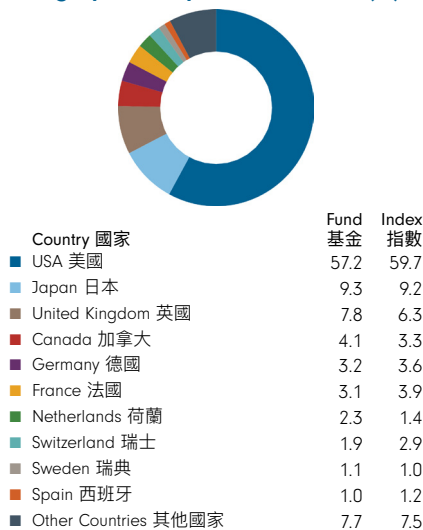
Cumulative Performance 累積表現 (%)

	YTD 年初至今	3 mth 3個月	6 mth 6個月	1 yr 1年	3 yr 3年	5 yr 5年	Since Launch 自推出以來
A-USD A股-美元	0.9	2.4	8.5	15.3	20.3	60.5	488.2
A-EUR A股-歐元	-0.7	-0.2	5.7	0.2	10.3	71.9	155.2
A-ACC-USD A股-累積-美元	0.9	2.5	8.5	15.3	20.3	60.4	79.7
Index 指數	0.9	2.3	8.9	17.4	26.7	66.2	524.0

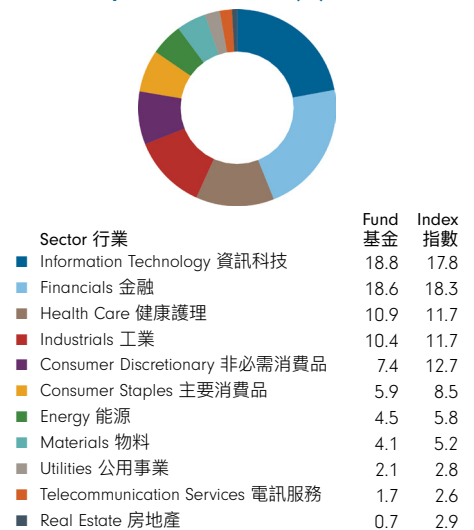
Source: Fidelity, NAV-NAV basis, in respective currencies with dividends re-invested. Index performance (if any) is calculated in the currency of the first share class listed in the table.

資料來源：富達，以資產淨值及各自貨幣計算，並假設股息盈利再作投資。指數表現 (如有) 以表內列示第一項股份類別之貨幣計算。

Geographical Exposure 國家分佈 (%)



Sector Exposure 行業分佈 (%)



Certain unclassified items (such as non-equity investments and index futures/options) are excluded. 部分未能分類的項目 (如非股票投資及指數期貨/期權) 未有包括在內。

Measures † 衡量指標

	Fund 基金	Index 指數
Annualised Volatility (3 years) 年度化波幅(3年)%	10.23	10.57
Beta (3 years) 貝他係數(3年)	0.95	-
Sharpe Ratio (3 years) 夏普比率(3年)	0.58	0.73

Index 指數

Market Index: MSCI World (Net) Index
 摩根士丹利世界(淨額)指數
 Prior to 31 Dec 97, FTSE World Index.
 1997年12月31日以前之指數為富時世界指數。
 Index is for comparative purpose only.
 指數只用作為比較用途。

Share Class Details & Codes 股份類別資料及代碼

Share Class 股份類別	Launch Date 推出日期	NAV 單位資產淨值	Bloomberg Ticker 彭博代碼	ISIN 基金代碼
A-USD A股-美元	31.12.91	58.41	FIDLIN LX	LU0048584097
A-EUR A股-歐元	16.02.04	47.84	FIDINTA LX	LU0069451390
A-ACC-USD A股-累積-美元	03.07.06	17.97	FIDINAA LX	LU0251132253

A: distributing share class. A-ACC: accumulating share class.

A股: 派息股份類別。A股-累積: 累積股份類別。

Calendar Year Performance 曆年表現 (%)

	2013	2014	2015	2016	2017
A-USD A股-美元	28.0	6.0	-0.9	4.7	19.1
A-EUR A股-歐元	22.5	20.7	10.5	7.8	4.6
A-ACC-USD A股-累積-美元	28.0	6.0	-0.9	4.8	19.1
Index 指數	26.7	4.9	-0.9	7.5	22.4

Source: Fidelity, NAV-NAV basis, in respective currencies with dividends re-invested. Index performance (if any) is calculated in the currency of the first share class listed in the table.

資料來源: 富達, 以資產淨值及各自貨幣計算, 並假設股息盈利再作投資。指數表現 (如有) 以表內列示第一項股份類別之貨幣計算。

Annual report
年度報告



Semi-annual report
半年度報告



Prospectus
認購章程



Product Key Facts
產品資料概要



A position combines all equity investments (including derivatives) linked to an issuing company. Derivatives are included on an exposure basis so they reflect the equivalent underlying shares needed to generate the same return. Geographic and sector breakdown tables are calculated using the positions methodology. 倉位指包括與發行公司相關的一切股權投資 (包括衍生工具)。

衍生工具已按風險基準包括在內, 故其反映可產生相同回報所需的等額相關股份。國家分佈及行業分佈為根據此倉位方法計算。

(†) Morningstar, Inc. All Rights Reserved. Morningstar Rating™ as of 28/02/2018 (if applicable). Morningstar 版權所有, 晨星號評級數據截至28/02/2018 (如適用)。 (‡) Volatility measures are not calculated for funds which are less than 3 years old. 成立不足三年的基金之波幅不會被計算。 # Awards (if applicable) reflect fund performance of the previous calendar year. 獎項 (如適用) 反映基金截至上年度表現。

This material is issued by FIL Investment Management (Hong Kong) Limited and it has not been reviewed by the Securities and Futures Commission ("SFC"). Investors are reminded of concentration risks and volatility associated with sector funds. Investment involves risks. Past performance is not indicative of future performance. Please refer to the Fidelity Prospectus for Hong Kong Investors for further details (including the risk factors). If investment returns are not denominated in HKD or USD, US/HK dollar-based investors will be exposed to exchange rate fluctuations. Fidelity, Fidelity International, the Fidelity International logo and F symbol are trademarks of FIL Limited.

本文件由富達基金(香港)有限公司發行。本文件未經證券及期貨事務監察委員會審核。投資者應注意行業投資所帶來的風險。投資涉及風險。基金過去的表現並不表示將來亦會有類似的業績, 詳情請細閱富達香港投資者認購章程(包括風險因素)。若投資收益並非以港元或美元計算, 以美元/港元作出投資的投資者需承受匯率波動的風險。「富達」、Fidelity、Fidelity International、Fidelity International 標誌及F標誌均為FIL Limited的商標。