

Fidelity Funds – China Consumer Fund

富達基金 – 中國消費動力基金

30 September 2017 年9月30日

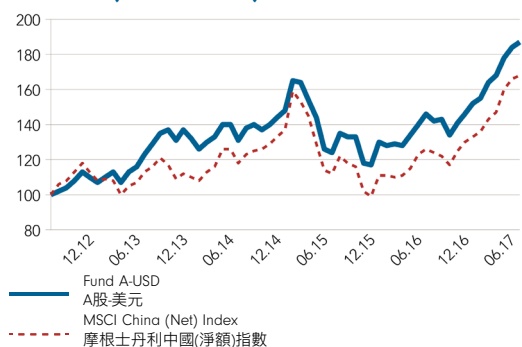
- This fund invests primarily in Chinese or Hong Kong consumer companies.
- The fund is subject to investment, equities, foreign currency, holdings concentration, RMB currency risk and risks of investing in emerging markets specific to the PRC market. The fund's investments are concentrated in Hong Kong and China and the value of the fund may be more volatile. The fund may invest in China A shares directly through the Qualified Foreign Institutional Investor ("QFII") scheme and may incur losses due to limited investment opportunities, illiquidity of the China A shares market, and/or delay or disruption in execution of trades or in settlement of trades. The fund may invest in equity linked notes which may subject to the default risk of the structurer of the note. The fund may invest in certain eligible China A Shares via the Shanghai-HK Stock Connect which may be subject to quota limitations and regulatory risk.
- This fund can invest in derivative instruments which may involve additional risks (For example, leverage may cause greater volatility).
- Investors may suffer substantial loss of their investments in the fund. Investor should not invest in the fund solely based on the information provided in this document and should read the prospectus (including potential risks involved) for details.

- 本基金主要投資於中國或香港消費公司。
- 基金可能涉及投資、股票、外幣、集中持倉、人民幣貨幣風險及投資於新興市場及中國市場的特定風險。基金的投資集中於香港及中國，基金價值的波動可能較高。基金可透過合格境外機構投資者 ("QFII") 計劃直接投資於中國A股，並可能因投資機會有限而引致虧損。中國A股市場欠流通，及/或交易執行或交易結算延遲或中斷。基金可投資於股票掛鈎票據，須承受建構票據的一方的違約風險。基金可透過滬港通投資於若干合資格的中國A股，可能須面對額度限制及監管風險。
- 本基金可投資於可能包含額外風險的衍生工具 (例如槓桿效應可能導致波動擴大)。
- 您在本基金的投資有可能大幅虧損。投資者應該參閱此等基金之認購章程內的資料(包括潛在風險)，而不應只根據這文件內的資料而作出投資。

Fund Details 基金資料

Fund Manager 基金經理	Raymond Ma
Reference Currency 報價貨幣	USD 美元
Fund Size 基金資產值	US\$2,017m (百萬美元)
Max. Sales Charge 最高認購費	5.25%
Annual Management Fee 每年管理費	1.50%
Min. Subscription 最低認購金額	USD2,500 or HKD eqv 2,500美元或港元等值
Total No. of Positions 總持股數	92
Fidelity Fund Code 富達基金代號	1269

Fund Performance (rebased to 100) 基金表現 (指數化為100)



Investment Objective 投資目標

The fund aims to achieve long-term capital growth through investing primarily in equity securities of companies having their head office or exercising a predominant part of their activities in China or Hong Kong. These companies are involved in the development, manufacture or sales of goods or services to consumers in China. The fund may invest its net assets directly in China A and B Shares. 基金旨在主要投資於總公司設於中國或香港，或在這些地區經營主要業務的公司的股票證券，以締造長線資本增長。這些公司從事發展、製造或銷售貨品的業務，或向中國消費者提供服務。基金可把其淨資產直接投資於中國A股及B股。

Cumulative Performance 累積表現 (%)

	YTD 年初至今	3 mth 3個月	6 mth 6個月	1 yr 1年	3 yr 3年	5 yr 5年	Since Launch 自推出以來
A-USD A股-美元	39.7	11.1	23.0	28.0	42.5	86.7	89.5
A-ACC-USD A股-累積-美元	39.8	11.1	23.0	27.9	42.6	86.9	89.7
A-EUR A股-歐元	24.9	7.4	11.4	21.7	52.3	103.3	120.4
A-ACC-HKD A股-累積-港元	40.9	11.2	23.7	28.9	43.4	88.1	74.9
A-ACC-AUD (H) A股-累積-澳元(對沖)	39.9	11.1	23.5	28.5	46.6	-	45.9
Index 指數	43.2	14.7	26.8	33.0	42.7	68.2	55.4

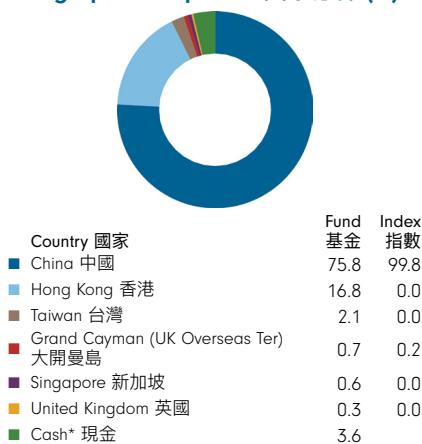
Source: Fidelity, NAV-NAV basis, in respective currencies with dividends re-invested. Index performance (if any) is calculated in the currency of the first share class listed in the table.

資料來源：富達，以資產淨值及各自貨幣計算，並假設股息盈利再作投資。指數表現 (如有) 以表內列示第一項股份類別之貨幣計算。

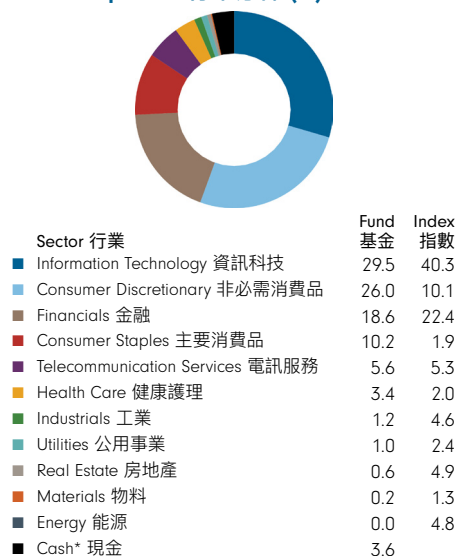
Top 10 Positions 十大持股 (%)

Company 公司	Sector 行業	Fund 基金	Index 指數
ALIBABA GROUP HOLDING LTD	Information Technology 資訊科技	9.7	13.3
TENCENT HLDGS LTD	Information Technology 資訊科技	8.7	16.5
PING AN INS GROUP CO CHINA LTD	Financials 金融	5.2	2.7
CHINA LIFE INSURANCE CO LTD	Financials 金融	4.0	1.5
AIA GROUP LTD	Financials 金融	4.0	0.0
CHINA PAC INS GROUP CO LTD	Financials 金融	3.5	0.8
BAIDU INC	Information Technology 資訊科技	3.1	4.6
CHINA MOBILE LTD	Telecommunication Services 電訊服務	3.0	4.2
JD COM INC	Consumer Discretionary 非必需消費品	2.8	1.7
GALAXY ENT GROUP LTD	Consumer Discretionary 非必需消費品	2.8	0.0

Geographical Exposure 國家分佈 (%)



Sector Exposure 行業分佈 (%)



Certain unclassified items (such as non-equity investments and index futures/options) are excluded. *Cash refers to any residual cash exposure that is not invested in shares or via derivatives.

部分未能分類的項目 (如非股票投資及指數期貨/期權) 未有包括在內。*現金指任何未被投資於股票或未透過衍生工具投資的剩餘現金部分。

Fidelity Funds – China Consumer Fund 富達基金 – 中國消費動力基金

30 September 2017 年9月30日

Measures † 衡量指標

	Fund 基金	Index 指數
Annualised Volatility (3 years) 年度化波幅(3年)%	18.32	20.93
Beta (3 years) 貝他係數(3年)	0.84	-
Sharpe Ratio (3 years) 夏普比率(3年)	0.67	0.59
Price / earnings ratio (x) 市盈率 (倍)	-	-
Price / book ratio (x) 市賬率 (倍)	-	-
Active Money 主動投資比率(%)	58.1	-

Index 指數

Market Index: MSCI China (Net) Index

摩根士丹利中國(淨額)指數

Index is for comparative purpose only.

指數只用作為比較用途。

Share Class Details & Codes 股份類別資料及代碼

Share Class 股份類別	Launch Date 推出日期	NAV 單位資產淨值	Bloomberg Ticker 彭博代碼	ISIN 基金代碼
A-USD A股-美元	23.02.11	18.95	FIDCADU LX	LU0594300419
A-ACC-USD A股-累積-美元	23.02.11	18.97	FIDCAAU LX	LU0594300179
A-EUR A股-歐元	23.02.11	22.04	FIDCADE LX	LU0594300252
A-ACC-HKD A股-累積-港元	13.04.11	17.49	FIDCCAH LX	LU0605514214
A-ACC-AUD (H) A股-累積-澳元(對沖)	09.04.14	14.59	FCHAUDH LX	LU1046420391
A-ACC-EUR A股-累積-歐元	23.02.11	21.98	FIDCAAE LX	LU0594300096

A: distributing share class. A-ACC: accumulating share class. A-ACC(H): accumulating hedged share class.

A股: 派息股份類別。A股-累積: 累積股份類別。A股-累積(對沖): 累積(對沖)股份類別。

Calendar Year Performance 曆年表現 (%)

	2012	2013	2014	2015	2016
A-USD A股-美元	21.1	27.5	0.1	-3.1	0.3
A-ACC-USD A股-累積-美元	21.0	27.6	0.1	-3.1	0.3
A-EUR A股-歐元	19.1	22.0	14.0	8.0	3.2
A-ACC-HKD A股-累積-港元	20.8	27.6	0.1	-3.1	0.2
A-ACC-AUD (H) A股-累積-澳元(對沖)	-	-	-	-1.6	0.4
Index 指數	22.7	3.6	8.0	-7.8	0.9

Source: Fidelity, NAV-NAV basis, in respective currencies with dividends re-invested. Index performance (if any) is calculated in the currency of the first share class listed in the table.

資料來源: 富達, 以資產淨值及各自貨幣計算, 並假設股息盈利再作投資。指數表現(如有)以表內列示第一項股份類別之貨幣計算。

A position combines all equity investments (including derivatives) linked to an issuing company. Derivatives are included on an exposure basis so they reflect the equivalent underlying shares needed to generate the same return. Geographic and sector breakdown tables are calculated using the positions methodology. Active Money: This is the sum of the fund's overweight positions (including effective cash) when compared to the market index. 倉位指包括與發行公司相關的一切股權投資(包括衍生工具)。衍生工具已按風險基準包括在內, 故其反映可產生相同回報所需的等額相關股份。國家分佈及行業分佈為根據此倉位方法計算。主動投資比率: 用以量度基金組合相對指數持重之持倉(包括現金)總和。
(†) Morningstar, Inc. All Rights Reserved. Morningstar Rating™ as of 30/09/2017 (if applicable). Morningstar 版權所有, 晨星星號評級數據截至30/09/2017(如適用)。(‡) Volatility measures are not calculated for funds which are less than 3 years old. 成立不足三年的基金之波幅不會被計算。# Awards reflect fund performance of the previous calendar year. 獎項反映基金截至上年度表現。

This material is issued by FIL Investment Management (Hong Kong) Limited and it has not been reviewed by the Securities and Futures Commission ("SFC"). Investors are reminded of concentration risks and volatility associated with sector funds. Investment involves risks. Past performance is not indicative of future performance. Please refer to the Fidelity Prospectus for Hong Kong Investors for further details (including the risk factors). If investment returns are not denominated in HKD or USD, US/HK dollar-based investors will be exposed to exchange rate fluctuations. Fidelity, Fidelity International, the Fidelity International logo and F symbol are trademarks of FIL Limited.

本文件由富達基金(香港)有限公司發行。本文件未經證券及期貨事務監察委員會審核。投資者應注意行業投資所帶來的風險。投資涉及風險。基金過去的表現並不表示將來亦會有類似的業績, 詳情請細閱富達香港投資者認購章程(包括風險因素)。若投資收益並非以港元或美元計算, 以美元/港元作出投資的投資者需承受匯率波動的風險。「富達」、Fidelity、Fidelity International、Fidelity International 標誌及F標誌均為FIL Limited的商標。