

Fidelity Funds – Asia Pacific Dividend Fund 富達基金 – 亞太股息基金

30 June 2017 年6月30日

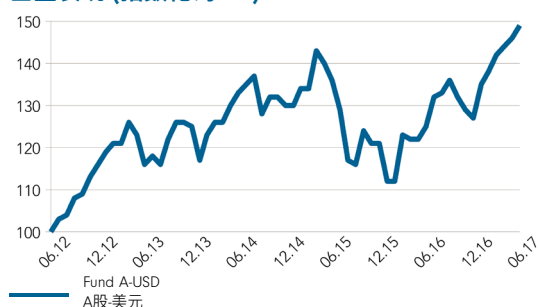
- This fund invests primarily in income producing equity securities in the Asia Pacific region.
- The fund is subject to investment, equities, foreign currency risk and risks of investing in emerging markets specific to the Asia Pacific market. Although the fund will generally invest in income-producing equities, it is not guaranteed that all underlying investments will generate dividends and higher dividend yields generally mean that there will be reduced capital appreciation.
- This fund can invest in derivative instruments which may involve additional risks (For example, leverage may cause greater volatility).
- Dividend of certain share classes, at the Board's discretion, may be 1) paid out of gross income, i.e. the fund may pay dividend effectively out of capital; or 2) paid directly out of capital where the net income generated by the fund is insufficient to pay a distribution as declared (For MCDIST share class, payment will be made out of capital). This will represent a return or withdrawal of part of the amount they originally invested or from any capital gains attributable to the original investment. This may result in an immediate decrease in the fund's NAV per share.
- Investors may suffer substantial loss of their investments in the fund. Investor should not invest in the fund solely based on the information provided in this document and should read the prospectus (including potential risks involved) for details.

- 本基金主要投資於亞太區企業的收益性股票證券。
- 基金可能涉及投資、股票、外幣風險及投資於新興市場(特別是亞太區市場)的特定風險。雖然基金一般將投資於收益性股票，但不保證所有相關投資均能創造股息，及高股息收益一般意味著資本增值將減少。
- 本基金可投資於可能包含額外風險的衍生工具(例如槓桿效應可能導致波動擴大)。
- 若干股份類別的股息在董事會的情況下可能1)從總收益中撥付，即基金可能實際上從資本中作出股息分派；或2)直接從資本中撥付，因基金產生的淨收益不足以支付所宣派的股息(對於C每月派息股份類別，股息收益將從資本中分派)。這代表投資者獲付還或提取原有投資本金的部份金額，或從原有投資應佔的任何資本收益中獲付還或提取金額。該等分派可能導致基金的每股資產淨值即時減少。
- 您在本基金的投資有可能大幅虧損。投資者應該參閱此等基金之認購章程內的資料(包括潛在風險)，而不應只根據這文件內的資料而作出投資。

Fund Details 基金資料

Fund Manager 基金經理	Polly Kwan
Reference Currency 報價貨幣	USD 美元
Fund Size 基金資產值	US\$363m (百萬美元)
Max. Sales Charge 最高認購費	5.25%
Annual Management Fee 每年管理費	1.50%
Min. Subscription 最低認購金額	USD2,500 or HKD eqv 2,500美元或港元等值
Total No. of Positions 總持股數	94
Fidelity Fund Code 富達基金代號	1011

Fund Performance (rebased to 100) 基金表現 (指數化為100)



Top 10 Positions 十大持股 (%)

Company 公司	Fund 基金
SAMSUNG ELECTRONICS CO LTD	5.7
TAIWAN SEMICONDUCTR MFG CO LTD	5.0
COMMONWEALTH BANK AUSTRALIA	4.1
AIA GROUP LTD	3.1
WESTPAC BANKING CORP	2.6
CHINA CONSTRUCTION BANK	2.5
INDUSTRIAL & COML BK CHINA	2.5
CHINA MOBILE LTD	2.2
CSL LTD	2.1
SUNNY OPTICAL TEC(GROUP)CO LTD	1.9

Investment Objective 投資目標

The fund aims to achieve income and long-term capital growth principally through investments in income producing equity securities of companies that have their head office or exercise a predominant part of their activity in the Asia Pacific region. The Investment Manager will select investments which it believes offer attractive dividend yields in addition to price appreciation. 本基金旨在透過首要投資於總公司設於亞太區，或在亞太區經營主要業務的企業的收益性股票證券，以締造收益及長線資本增長。投資經理將挑選其認為股息收益吸引，並具升值能力的投資。

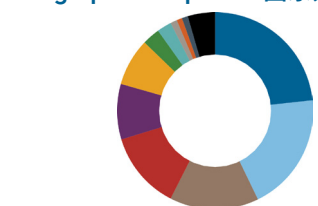
Cumulative Performance 累積表現 (%)

	YTD 年初至今	3 mth 3個月	6 mth 6個月	1 yr 1年	3 yr 3年	5 yr 5年	Since Launch 自推出以來
A-USD A股-美元	16.7	4.5	16.7	19.1	11.8	48.7	153.1
A-MINCOME(G)-USD A股-每月特色派息(G)-美元	16.7	4.6	16.7	19.0	11.8	-	24.7
A-HMDIST(G)-AUD (H) A股-H每月派息(G)-澳元(對沖)	12.9	4.9	12.9	16.9	21.5	-	25.4
A-MINCOME(G)-HKD A股-每月特色派息(G)-港元	17.4	5.0	17.4	19.7	-	-	18.8

Source: Fidelity, NAV-NAV basis, in respective currencies with dividends re-invested. Index performance (if any) is calculated in the currency of the first share class listed in the table.

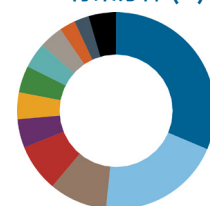
資料來源：富達，以資產淨值及各自貨幣計算，並假設股息盈利再作投資。指數表現(如有)以表內列示第一項股份類別之貨幣計算。

Geographical Exposure 國家分佈 (%)



Country 國家	Fund 基金
China 中國	23.3
Australia 澳洲	19.5
Korea (South) 南韓	14.7
Taiwan 台灣	12.8
Hong Kong 香港	9.1
India 印度	7.8
Singapore 新加坡	2.9
Thailand 泰國	2.4
Indonesia 印尼	1.1
Malaysia 馬來西亞	0.9
Other Countries 其他國家	1.0
Cash* 現金	4.5

Sector Exposure 行業分佈 (%)



Sector 行業	Fund 基金
Financials 金融	31.4
Information Technology 資訊科技	20.3
Consumer Discretionary 非必需消費品	9.5
Materials 物料	7.8
Industrials 工業	4.7
Telecommunication Services 電訊服務	4.4
Energy 能源	4.4
Health Care 健康護理	4.2
Real Estate 房地產	3.9
Utilities 公用事業	2.6
Consumer Staples 主要消費品	2.4
Cash* 現金	4.5

Certain unclassified items (such as non-equity investments and index futures/options) are excluded. *Cash refers to any residual cash exposure that is not invested in shares or via derivatives. 部分未能分類的項目(如非股票投資及指數期貨/期權)未有包括在內。*現金指任何未被投資於股票或未透過衍生工具投資的剩餘現金部分。

Measures † 衡量指標

	Fund 基金
Annualised Volatility (3 years) 年度化波幅(3年)%	14.00
Sharpe Ratio (3 years) 夏普比率(3年)	0.26
Price / earnings ratio (x) 市盈率 (倍)	15.2
Price / book ratio (x) 市賬率 (倍)	1.9

Share Class Details & Codes 股份類別資料及代碼

Share Class 股份類別	Launch Date 推出日期	NAV 單位資產淨值	Bloomberg Ticker 彭博代碼	ISIN 基金代碼
A-USD A股-美元	16.12.04	21.05	FIDAPGA LX	LU0205439572
A-MINCOME(G)-USD A股-每月特色派息(G)-美元	24.01.13	10.93	FIDAPAM LX	LU0877626530
A-HMDIST(G)-AUD (H) A股-H每月派息(G)-澳元(對沖)	09.04.14	11.22	FAHMDGH LX	LU1046420714
A-MINCOME(G)-HKD A股-每月特色派息(G)-港元	16.10.14	11.03	FFAAMGH LX	LU1119993845

A: distributing share class. A-MINCOME(G): monthly gross income share class. A-HMDIST(G)(H): monthly distributing gross income hedged share class. Distribution amount not guaranteed.

A股: 派息股份類別。A股-每月特色派息(G): 每月總收益特色派息股份類別。A股-H每月派息(G)(對沖): 每月總收益派息(對沖)股份類別。派息金額並不獲保證。

Calendar Year Performance 曆年表現 (%)

	2012	2013	2014	2015	2016
A-USD A股-美元	22.6	8.0	3.7	-6.3	5.0
A-MINCOME(G)-USD A股-每月特色派息(G)-美元	-	-	3.6	-6.3	5.0
A-HMDIST(G)-AUD (H) A股-H每月派息(G)-澳元(對沖)	-	-	-	-1.6	5.5
A-MINCOME(G)-HKD A股-每月特色派息(G)-港元	-	-	-	-5.9	5.1

Source: Fidelity, NAV-NAV basis, in respective currencies with dividends re-invested. Index performance (if any) is calculated in the currency of the first share class listed in the table.

資料來源: 富達, 以資產淨值及各自貨幣計算, 並假設股息盈利再作投資。指數表現(如有)以表內列示第一項股份類別之貨幣計算。

Dividend 派息

Share Class 股份類別	Dividend per Unit 每單位派息	Annualised distributions# 年度化分派率 (%)	Ex-Dividend Date 除息日
A-USD A股-美元	-	-	-
A-MINCOME(G)-USD A股-每月特色派息(G)-美元	0.0230	2.59	01.06.17
A-HMDIST(G)-AUD (H) A股-H每月派息(G)-澳元(對沖)	0.0295	3.23	01.06.17
A-MINCOME(G)-HKD A股-每月特色派息(G)-港元	0.0232	2.59	01.06.17

(#) Annualised distributions = [(1+dividend per share/ex-dividend NAV)^{distribution frequency}]-1. Annualised distributions are for indicative purpose only, which may be higher or lower than the actual annual dividend distributions. Dividend rate of the fund does not represent the return of the fund, and past dividend rate does not represent future dividend rate.

Distribution amount is not guaranteed. Please see www.fidelity.com.hk for full details of dividend information of all applicable share classes. 年度化分派率 = [(1+每股股息/除息日資產淨值)^{每年派息次數}]-1。年度化分派率僅供說明用途, 其可能高於或低過實際全年股息分派率。基金的股息率並不代表基金的回報, 過去的股息率亦不代表將來的股息率。派息金額並不獲保證。請瀏覽 www.fidelity.com.hk 參閱所有相關股份類別的派息資料。

For A-HMDIST(G)(hedged) share class, dividend distributions may include a premium when the interest rate of the hedged currency is higher than the fund's reference currency interest rate and may be discounted when the interest rate of the hedged currency is lower than the fund's reference currency interest rate. The Board expects to recommend distribution of substantially the whole gross investment income, and may determine the extent dividends may be paid out of realised and unrealised capital gains as well as capital. 就A股-H每月派息(G)(對沖)股份類別而言, 股息分派可能計入因對沖貨幣的利率高於基金報價貨幣利率而產生的溢價, 以及因對沖貨幣利率低於基金報價貨幣的利率而出現的折讓。董事會預期將就幾乎所有的總投資收益建議派發股息, 並可能釐定從已變現及未變現資本收益以至資本中撥付的股息水平。

A position combines all equity investments (including derivatives) linked to an issuing company. Derivatives are included on an exposure basis so they reflect the equivalent underlying shares needed to generate the same return. Geographic and sector breakdown tables are calculated using the positions methodology. 倉位指包括與發行公司相關的一切股權投資(包括衍生工具)。衍生工具已按風險基準包括在內, 故其反映可產生相同回報所需的等額相關股份。國家分佈及行業分佈為根據此倉位方法計算。

(†) Morningstar, Inc. All Rights Reserved. Morningstar Rating™ as of 30/06/2017 (if applicable). Morningstar 版權所有, 晨星星號評級數據截至30/06/2017(如適用)。† Volatility measures are not calculated for funds which are less than 3 years old. 成立不足三年的基金之波幅不會被計算。# Awards reflect fund performance of the previous calendar year. 獎項反映基金截至上年度表現。

This material is issued by FIL Investment Management (Hong Kong) Limited and it has not been reviewed by the Securities and Futures Commission ("SFC"). Investors are reminded of concentration risks and volatility associated with sector funds. Investment involves risks. Past performance is not indicative of future performance. Please refer to the Fidelity Prospectus for Hong Kong Investors for further details (including the risk factors). If investment returns are not denominated in HKD or USD, US/HK dollar-based investors will be exposed to exchange rate fluctuations. Fidelity, Fidelity International, the Fidelity International logo and F symbol are trademarks of FIL Limited.

本文件由富達基金(香港)有限公司發行。本文件未經證券及期貨事務監察委員會審核。投資者應注意行業投資所帶來的風險。投資涉及風險。基金過去表現並不表示將來亦會有類似的業績, 詳情請細閱富達香港投資者認購章程(包括風險因素)。若投資收益並非以港元或美元計算, 以美元/港元作出投資的投資者需承受匯率波動的風險。「富達」、Fidelity、Fidelity International、Fidelity International 標誌及F標誌均為FIL Limited的商標。