

1. This is an equity fund.
2. Investing in this fund may expose investors to market, liquidity, volatility, exchange and developing countries risks as well as to risk of small and medium companies. Share price and currency volatility are generally higher in developing markets. The use of financial derivative instruments for hedging and efficient portfolio management purposes may lead to exposure to credit risk of the issuer.
3. The investment focus of the fund might give rise to increased risk over more diversified funds.
4. The value of the fund can be extremely volatile and could go down substantially within a short period of time. It is possible that your investment value could suffer substantial loss.
5. The investment decision is yours, but you should not invest in the product unless the intermediary who sells it to you has advised you that the product is suitable for you and explained why including how buying it would be consistent with your investment objective.

June 2017

Investment objective:

To seek a medium-term capital growth by investing at least two thirds of the assets in Brazilian equities and Equity-linked Instruments diversified at sector level.

Benchmark:

MSCI Brazil 10/40 Index

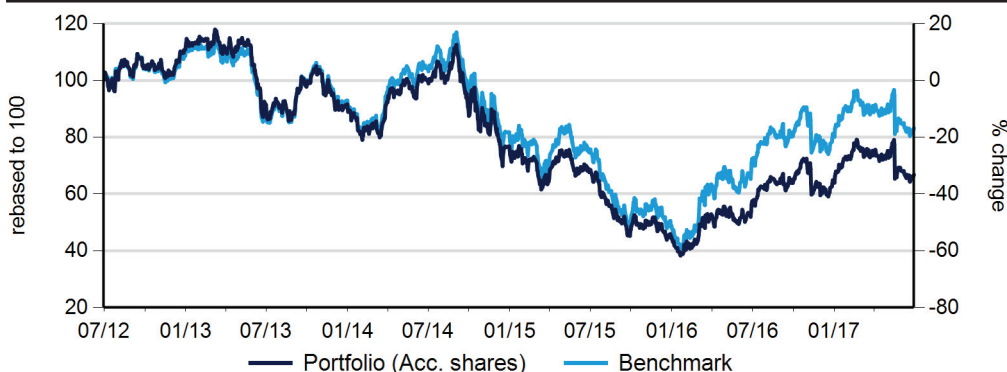
Key data

Fund manager	Lionel Bernard
Fund size	USD 18.63mn
NAV per unit	USD 59.60
Class	A2U
Fund launch date	6 Mar 2008
Fund currency	USD
Unit class	Acc. / Dis.
ISIN code Acc. Shs	LU0823039101
ISIN code Dis. Shs	LU0823039283
Subscription fee	4.50% max.
Redemption fee	None
Switching fee	1.00% max.
Management fee	1.85% p.a. max.
Dealing date	Daily
Orders executed on forward pricing	
Bloomberg ticker	AMEACUA LX / AMEADUI LX

All information is as of 30 June 2017 unless otherwise specified.

For more information, please visit us at www.amundi.com.hk

Performance from 30/06/12 - 30/06/17



Cumulative performance

	3 months	YTD	1 year	3 years	5 years	Since 6 Mar 2008
Portfolio	-9.24%	3.54%	16.52%	-33.10%	-33.19%	-40.40%
Benchmark	-6.36%	2.74%	15.01%	-20.04%	-16.81%	-29.30%

All performance figures are calculated in USD based on NAV to NAV with dividend reinvested.

Calendar year performance

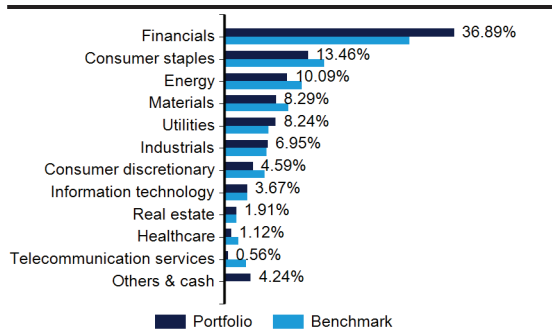
	2012	2013	2014	2015	2016
Portfolio	2.07%	-17.38%	-16.19%	-41.36%	43.33%
Benchmark	2.33%	-14.48%	-12.04%	-40.05%	65.23%

All performance figures are calculated in USD based on NAV to NAV with dividend reinvested.

Top 10 companies

Banco Bradesco	9.95%
Petroleo Brasileiro	8.62%
Itausa-Investimentos Itau	7.06%
BM&F Bovespa	5.49%
BB Seguridade	5.09%
Banco do Brasil	5.08%
Bradespar	4.05%
Ambev	3.82%
Grupo Pao de Acucar	3.39%
Itau Unibanco Holding	3.19%

Sector breakdown



Risk indicators (over a 3-year period)

Annualised volatility	32.15%
Tracking error	7.14%
Information ratio	-0.67
Sharpe ratio	-0.40

Source of statistical information: Amundi
All statistical information calculations are based on NAV.

Changes that may impact Fund performance: Effective 12 February 2013, holdings of Hong Kong shareholders in the AU Class of the Fund were automatically converted into share class A2U, which replicated the fee and costs structure applied in AU Class at that time. Prior to 12 February 2013, the performance of A2U share class of Amundi Funds Equity Brazil is that of AU share class of the Sub-Fund. The AU share class is not authorized by the Commission in Hong Kong and not available to the public of Hong Kong.

Effective 24 June 2011, Amundi Funds Brazil has changed name to Amundi Funds Equity Brazil. Effective 2 March 2010, CAAM Funds Brazil has changed name to Amundi Funds Brazil.

The issuer of this document is Amundi Hong Kong Limited. This document and the mentioned website have not been reviewed by the Securities and Futures Commission in Hong Kong (the "SFC"). Investors should not only base on this document alone to make investment decisions. Investment involves risk. The past performance information of the market, manager and investments and any forecasts on the economy, stock market, bond market or the economic trends of the markets which are targeted by the fund(s) are not indicative of future performance. Investment returns not denominated in HKD or USD is exposed to exchange rate fluctuations. The value of an investment may go down or up. The offering document(s) should be read for further details including the risk factors. The fund(s) may use financial derivatives instruments as part of the investment strategy and invest in securities of emerging markets or smaller companies, or fixed-income securities. This involves significant risks and is usually more sensitive to price movements. The volatility of fund prices may be relatively increased. Issuers of fixed-income securities may default on its obligation and the fund(s) will not recover its investment. Additional risk factors are described in the offering document(s). Investors are advised to be aware of any new risks that may have emerged in the prevailing market circumstances before subscribing the fund(s).

This document is not intended for citizens or residents of the United States of America or to any «U.S. Person», as this term is defined in SEC Regulation S under the U.S. Securities Act of 1933 and in the Prospectus of the Fund.

1. 本基金屬於股票基金。
2. 投資在本基金或會承受市場、流動性、波動、匯兌、發展中國家及中小型公司之風險。股票價格及貨幣之波動性在發展中市場一般較高。運用金融衍生工具以達到對沖及高效率管理投資組合之目的或可能需要承受發行商的信貸風險。
3. 基金的投資焦點可引致該基金相對於較為分散投資的基金之風險較大。
4. 本基金的價值可能會非常波動，且可能在短時間內大幅下跌，令投資者蒙受重大損失。
5. 這是您個人的投資決定，除非推介該投資產品給您的顧問已指出該產品適合您本人及已向您說明該產品如何符合您的投資目標，否則您不應投資於該產品。

2017年6月

投資目標：

透過將至少三分之二資產投資於遍佈不同行業的巴西股票及股票掛鈎票據，尋求中線資本增值。

指數：

MSCI Brazil 10/40 指數

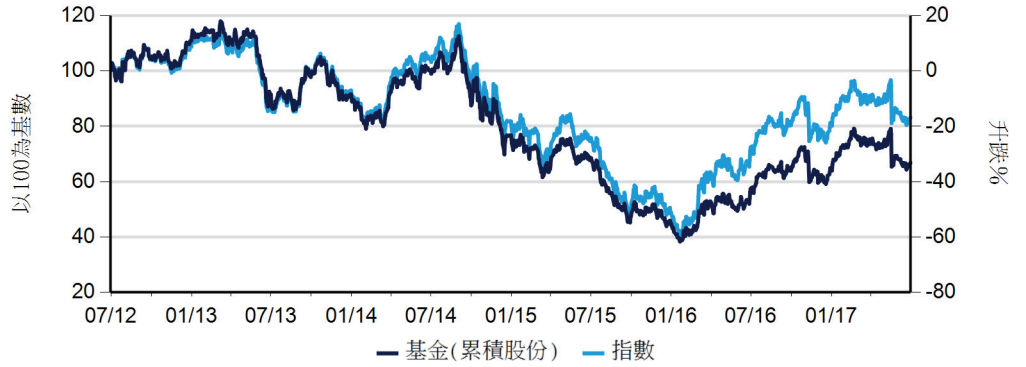
重要資料

基金經理	Lionel Bernard
基金規模	18.63百萬美元
每單位資產淨值	59.60美元
類別	A2U類別
基金成立日期	2008年3月6日
基金貨幣	美元
單位類別	累積股份/派息股份
ISIN號碼累積股份	LU0823039101
ISIN號碼派息股份	LU0823039283
認購費	最高4.50%
贖回費	無
轉換費	最高1.00%
管理費	最高每年1.85%
資產淨值計算頻率	每日
指令以預計訂價方式執行	
彭博代號	AMEACUA LX / AMEADUI LX

所有資料截至2017年6月30日，除非另外申明。

有關詳情，請瀏覽網址 www.amundi.com.hk

表現由 30/06/12 - 30/06/17



累積表現

	3個月	年初至今	1年	3年	5年	自成立日 08年3月6日
基金	-9.24%	3.54%	16.52%	-33.10%	-33.19%	-40.40%
指數	-6.36%	2.74%	15.01%	-20.04%	-16.81%	-29.30%

所有表現資料以美元、資產淨值對資產淨值、股息再投資計算。

年度表現

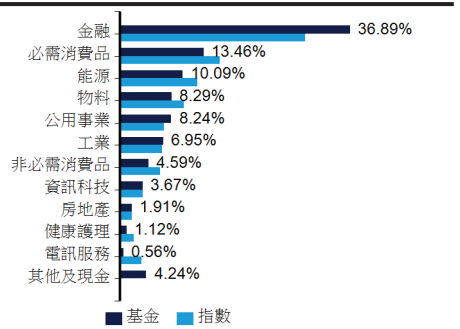
	2012	2013	2014	2015	2016
基金	2.07%	-17.38%	-16.19%	-41.36%	43.33%
指數	2.33%	-14.48%	-12.04%	-40.05%	65.23%

所有表現資料以美元、資產淨值對資產淨值、股息再投資計算。

10大持有公司

Banco Bradesco	9.95%
Petroleo Brasileiro	8.62%
Itausa-Investimentos Itau	7.06%
BM&F Bovespa	5.49%
BB Seguridade	5.09%
Banco do Brasil	5.08%
Bradespar	4.05%
Ambev	3.82%
Grupo Pao de Acucar	3.39%
Itau Unibanco Holding	3.19%

行業分佈



風險指標 (以3年期計算)

年波幅率	32.15%
循軌誤差	7.14%
資料比率	-0.67
夏普指數	-0.40

統計資料來源：東方匯理資產管理。
所有統計資料均根據資產淨值計算。

可能影響基金表現的變動：從二零一三年二月十二日起，香港股東在子基金的A U類別之股份已自動轉換至A 2 U類別，並採用與A U類別當時的費用及收費結構。在二零一三年二月十二日之前之子基金A 2 U類別的表現依據東方匯理系列基金巴西基金A U類別之表現計算，而A U類別非經證監會認可的基金類別及其不能向香港公眾發售。

東方匯理C A A M系列基金巴西基金於二零一零年三月二日易名為東方匯理系列基金巴西基金。

本文乃由東方匯理資產管理香港有限公司編製。本文及所提及之網站並未得到香港證券及期貨事務監察委員會（「證監會」）的審閱。投資者不可單靠本文而作出投資決定。投資涉及風險。市場、基金經理以及投資的適性表現及任何基金投資的經濟市場、股市、債市或經濟趨勢預測並非將來表現依據。投資回報以非港元或美元為單位可能因匯率波動而令投資總值下跌或上升。投資可跌可升，投資者必須閱讀銷售文件以取得更詳盡資料，尤其當中所列載投資風險之陳述。基金或可能投資於金融衍生工具，作為其投資策略的其中一部份，亦有可能投資於新興市場、小型公司等證券或固定收益證券。這類型投資會涉及較大投資風險，對價格走勢亦會較為敏感。基金價格的波動性相對亦會增加。固定收益證券之發行人可能無法履行其義務及有關基金無法收回其投資。銷售文件內有更多風險因素之陳述。投資者必須留意一些因當時市場情況而產生的新風險，方可決定選購有關基金。

本文不擬提供於美國公民、美國居民或任何根據美國1933年證券法下的規則S或基金說明書中所定義的「美國人士」。